


# ILLUMINATION

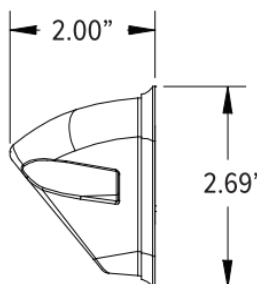
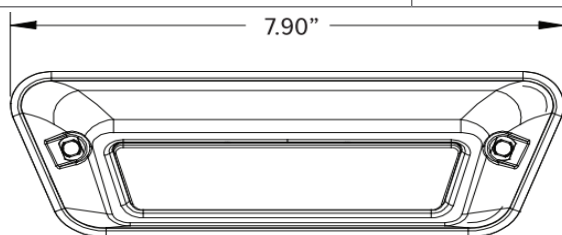
## Perimeter Light

**WHELEN**



Delivering downward projected, high intensity ground lighting to illuminate the work area around emergency and utility vehicles, Perimeter Enhancement Lights have a multi-purpose design that can be utilized in a variety of applications.

Product Option	Product Number
White, Steady, Chrome Flange, 10-30 VDC	PEL2C
White, Steady, Black Flange, 10-30 VDC	PEL2B
White, Steady, White Flange, 10-30 VDC	PEL2W
White, Steady, Red Flange, 10-30 VDC	PEL2R
White, Steady, Yellow Flange, 10-30 VDC	PEL2Y



### Key Features

- Fully encapsulated for moisture, vibration, and corrosion resistance
- Same mounting dimensions as original PEL models
- Light is projected downwards at a 40° angle for widespread ground illumination
- Hard-coated lenses minimize environmental damage from sand, sun, salt and road chemicals
- Whelen's patented E Block technology prevents moisture from entering the lighthouse
- Mounts to vertical surfaces and may be mounted inverted
- Molded rubber protect body panels
- Available in single or two colour

