



ARGES®
REMOTE SPOTLIGHT




(PATENT-PENDING)

MEET ARGES,

Whelen's new remote spotlight designed with officer safety in mind. Designed from the ground up and packed with Whelen's most innovative technology, Arges® will make you rethink what a remote spotlight is capable of.



 **WARNING:** These products may contain chemicals known to the State of California to cause cancer and birth defects or other reproductive harm. For more information, visit whelen.com/regulatory.



SAFETY

Arges® has a small footprint which, when combined with Whelen vehicle specific mounts, can help reduce blind spots while driving. Its all-new collision-safe control head eliminates the need for an internal handle.

OPTIC INNOVATION

PROCLERA® SILICONE OPTICS

Proclera® Silicone Optics are engineered to provide less light distortion and up to a 3x brighter light output, better directing light wherever it's needed.

Spotlight models: 5° spot

PROFOCUS™

ProFocus™ LED technology delivers versatility with just a single optic. Switch from spotlight or floodlight with no moving parts, and customize ProFocus to meet every need, increasing your visibility in any situation.

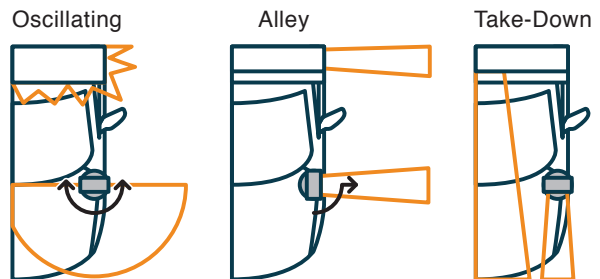
ProFocus models: 5° spot to 60° flood variable beam width



ARGES & CENCOM CORE™

Arges works seamlessly with CenCom Core, Whelen's newest control system created to enhance officer safety with advanced automation. CenCom Core is powered by WeCanX™, the smartest and most powerful CAN-based communication system we've ever engineered.

When paired with CenCom Core, Arges can be programmed with Whelen's newest software, Whelen Command™. Featuring an advanced user interface, Command is engineered to streamline the entire programming process and allows Arges to be programmed for optimal situational awareness.



Arges can be programmed for optimal situational awareness



ARGES® REMOTE SPOTLIGHT
WHELEN ENGINEERING COMPANY, INC.



WARNING: These products may contain chemicals known to the State of California to cause cancer and birth defects or other reproductive harm. For more information, visit whelen.com/regulatory.

PRECISION & CONTROL

Arges® features revolutionary control,
with 360° of continuous rotation and a
180° tilt range.



CONTROL HEAD

Arges® features an all-new control head with a paddle and three push-buttons. Intuitively designed, its small size provides versatile mounting options. Control multiple lights with a single controller.

- The paddle rotates and tilts Arges for full control and maintains a 1:1 relationship with the lighthouse
- The home button moves Arges to the home position. When Arges is not in use, the home position is aerodynamic and inconspicuous. Double-tap the home button to auto-sync the controller position.



● THE PADDLE IS IN CONTROL

● THE PADDLE IS IDLE AND ARGES IS IN MANUAL OVERRIDE MODE



RUGGED DESIGN

Arges features a Black die-cast aluminum housing. Its drivetrain is electronically and mechanically protected for optimal durability.



ARGES® REMOTE SPOTLIGHT
WHELEN ENGINEERING COMPANY, INC.



WARNING: These products may contain chemicals known to the State of California to cause cancer and birth defects or other reproductive harm. For more information, visit whelen.com/regulatory.

TECHNICAL SPECIFICATIONS

PROGRAMMING SOFTWARE

Whelen Command™ when used with CenCom Core™

HOUSING

Black die-cast aluminum

OPTICS

1,800 lumens
130,000 peak candela
50% brighter than the Whelen PAR-46 replacement lamp

ProFocus™ MODELS

5° spot to 60° flood variable beam width

STANDARD MODELS

5° spot

CERTIFICATIONS

The full Arges® system passes CISPR 25 Class 3

ELECTRICAL SPECIFICATIONS

ARGES LIGHTHEAD

Input Voltage: 12.8v +-20%
Peak Current: 2.1A
Average Current: 1.8A

ARGES ProFocus LIGHTHEAD

Input Voltage: 12.8v +-20%
Spot Peak Current: 1.4A
Spot Average Current: 1.3A
Flood Peak Current: 2.5A
Flood Average Current: 2.3A

ARGES CONTROL HEAD

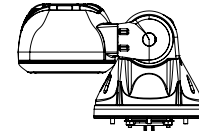
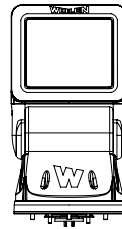
Input Voltage: 12.8v +-20%
Peak Current: 100mA
Average Current: 60mA

INSTALLATION

Arges installs quickly and requires no A-pillar drilling or airbag interference.

- Universal Flat Mount
- Dodge Charger 2016-2019
- Dodge Durango 2015-2019
- Dodge Ram 1500 2019
- Ford Interceptor Utility 2016-2019
- Ford Interceptor Utility 2020
- Ford F-150 2015-2019
- Ford 250/350/450 2015-2019
- Ford Expedition 2018-2019
- Chevy Tahoe 2015-2019
- Chevy Silverado 1500 2019
- Chevy Silverado HD 2019

ARGES[®] SIZE



HEIGHT

ACTIVE

7.38 inches
(187.5 mm)

HOME POSITION

4.00 inches
(101.6 mm)

WIDTH

4.06 inches
(103.1 mm)

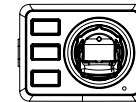
4.06 inches
(103.1 mm)

DEPTH

3.88 inches
(98.6 mm)

6.5 inches
(165.1 mm)

CONTROL HEAD SIZE



HEIGHT

UPRIGHT PADDLE

2.75 inches
(69.9 mm)

FOLDED PADDLE

2.38 inches
(60.5 mm)

WIDTH

4.5 inches
(114.3 mm)

DEPTH

3.5 inches
(88.9 mm)

IN THE BOX

Arges
Two 18" power control harnesses
One 12" communication cable

WARRANTY

Five year warranty on Arges
Two year warranty on motor



www.whelen.com
51 Winthrop Road • Chester, CT USA 06412

13350E - 2/2020

