

NIGHT OWL® CLASSIC



MAST SYSTEM

The Night Owl® Classic uses proven technology and has established a worldwide reputation as the most robust and reliable extending mast system. The versatile retractable roof mounted mast system offers an easily deployable flood lighting solution, with 2 or 4 Pioneer lightheads.


KEY FEATURES

- Extending 2m pneumatic telescopic mast
- Deployment time of 12 seconds to vertical
- Ideal for all vehicle types
- Roof mounted resulting in minimal vehicle damage
- Constructed from stainless steel for durability with waterproof enclosure.
- Surface mounted LED uplighter optional
- Operates from vehicle's own battery system
- Remote control and wired handsets available
- Automatic park facility and double tap parking
- On-board air regulator and compressor options
- 350° rotation of mast head
- Extremely efficient, high performance LED lights offer high lumen output
- Light output from a standard two-light Night Owl is 20,260 lumens. The four-light Night Owl offers 40,520 lumen output.
- LED lighting benefits from solid state electronics, combined with rugged die cast housing
- Weight: Approx 54kg
- **NEW** Safety feature - Emergency stop button. Supporting safe maintenance.
- **NEW** Lighting upgrade - Cyclic operation allowing dedicated left lighting, dedicated right lighting, or full lighting function.



Benefits Include:

- Constructed from stainless steel ensuring durability even in the most demanding environmental conditions
- The Night Owl® Classic's slim footprint is ideal for use where roof space is at a premium
- Extending mast up to 2.07m, ideal for all vehicle types



NIGHT OWL® CLASSIC

HANDSET

There are multiple handset options for use with the Night Owl® Classic. The mast system comes complete with a heavy duty handheld controller as standard, with the optional addition of a wireless handset.



Standard Operator Handset


- Heavy duty handheld controller with waterproof switches allows mast functions to be easily operated by a gloved hand
- 3m cable for wired remote handset, and the option for 6m cable
- Momentary action, sealed colour coded push buttons to prevent buttons being accidentally left on
- Single operation mast stowing and partial mast raising

Wireless handset

With a 100m range, the wireless, waterproof device will improve efficiency and usability of the Night Owl® Classic, even in the most challenging situations. The Lodar 12 way switch system comes complete with radio remote handset and receiver and offers the same functionality as the standard wired handset, allowing you to operate all aspects of the mast from a distance.

KEY FEATURES

- 100m Range with totally wireless operation
- Fully waterproof IP65 and Dual Voltage
- Backwards compatible with MK4/5/6 Night Owl Classic mast systems
- Alkaline batteries for operation of up to 2 years
- Can be used independently without the wired handset, or used alongside the wired handset



LIGHTING CONFIGURATIONS

Woodway's Night Owl® Classic can be fitted with a range of high intensity LED lighting options designed to meet a customers' specific illumination requirements. These include spot, flood and combination lighting with up to 20,000 lumens per light head. Choose a 2 or 4 lighthouse configuration, now with the option of cyclic operation. This allows the option of independent left or right lighting, or complete lighthouse illumination to suit a variety of situations. Woodway use the Single Pioneer Plus lighthouses as standard. *Should you wish to use the Dual Pioneer Plus lighthouses, please contact Woodway to discuss requirements. Whelen's Super-LED Pioneer™ Plus use innovative optic technology for ultimate reliability and efficiency.*

KEY FEATURES


- Instant on/off
- High light efficiency, producing high lumen output
- Long life LED operation with low current consumption and operating temperature
- Individual lamp adjustment
- Surface mount solid-state electronics
- Powder coated die-cast housing
- No ultraviolet rays attracting insects during night-time operation
- IP67 rated for dust and water resistance



Benefits Include:

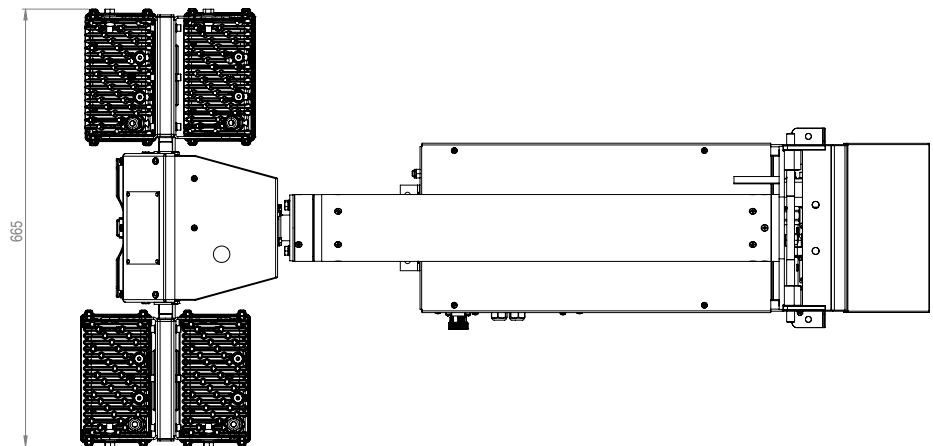
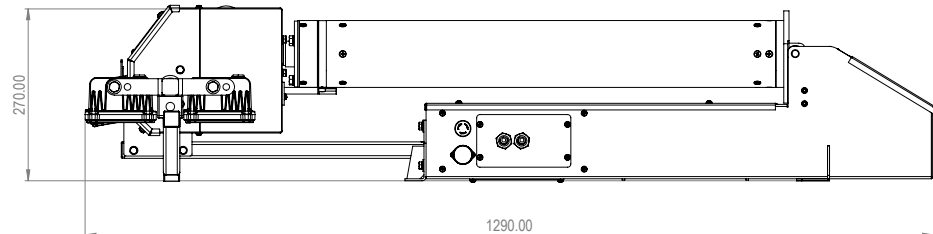
- **High performance** - LED lights are extremely efficient and offer high lumen output/watt
- **Reliable** - We offer a 5 year warranty on all Whelen® illumination lighting
- **Durable** - LED lighting benefits from solid state electronics and this feature, combined with a rugged die cast housing, make these lights ideal for use in the most demanding of working environments
- **Versatile** - Communication equipment and LED beacons in a variety of colours can also be combined with the LED lighting onto Woodway's mast systems

Product Option	Lumens	Lighthouse
Pioneer+, 12V Combination	10,130	PCH1
Pioneer+, 12V Dual Combination	20,261	PCH2
Pioneer+, 24V Combination	10,130	PCH14
Pioneer+, 24V Dual Combination	20,261	PCH24
Pioneer+, 12V Floodlight	10,130	PFH1
Pioneer+, 12V Dual Floodlight	20,261	PFH2
Pioneer+, 24V Floodlight	10,130	PFH14
Pioneer+, 24V Dual Floodlight	20,261	PFH24

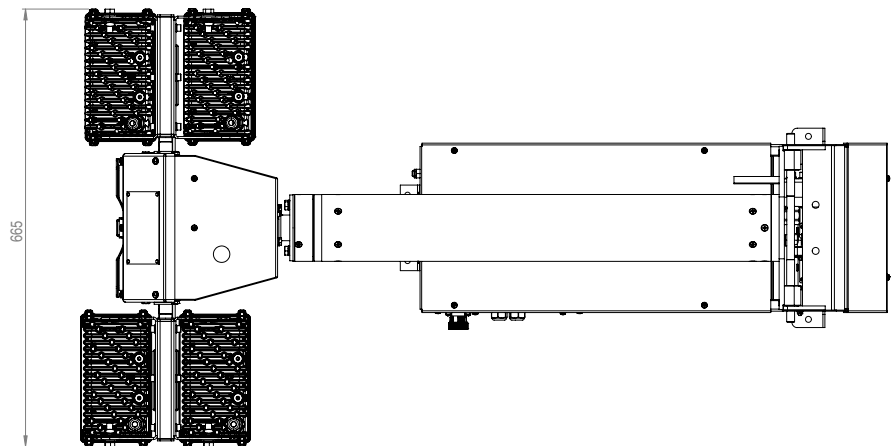
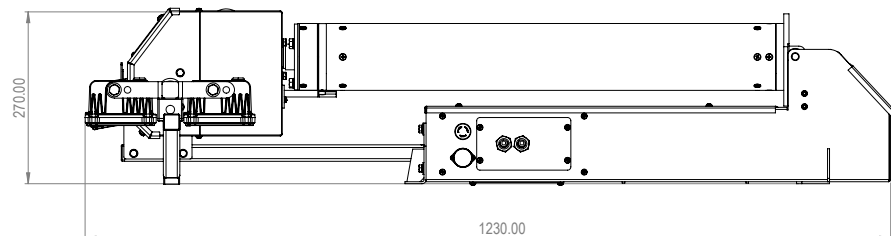


DIMENSIONS With 4 x Single Pioneer Plus Lightheads

Compressor



Air Regulator



Made in the UK



ISO 9001:2015 Certified



Cert No: 173205

2 Year Warranty

