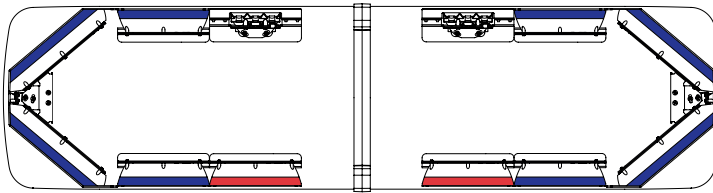


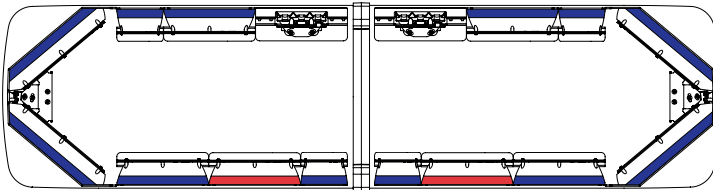
WeCan Specs



IW4404R-4 44" (1100mm)

List price: £1055.00

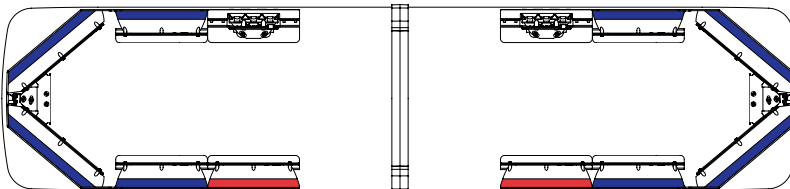
4x LIN12 Corner Blue
4x LIN6 Blue, 2x LIN6 Red
3 LED Alleys & Takedowns



IW44044R-4 44" (1100mm)

List price: £1118.00

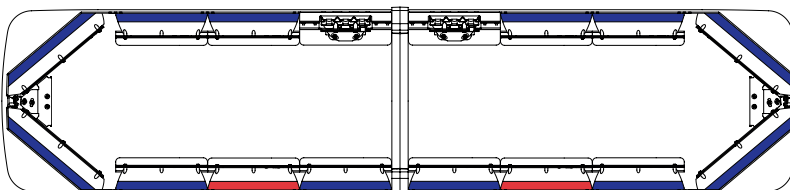
4x LIN12 Corner Blue
4x LIN6 Blue, 4x LIN3 Blue, 2x LIN6 Red
3 LED Alleys & Takedowns



IW4804R-4 48" (1220mm)

List price: £1081.50

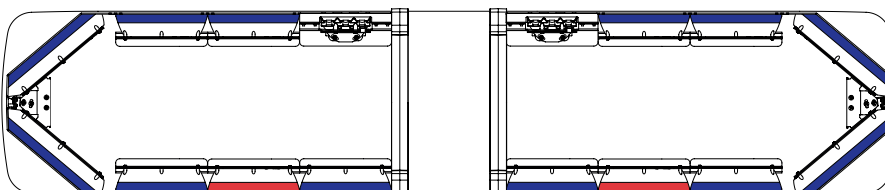
4x LIN12 Corner Blue
4x LIN6 Blue, 2x LIN6 Red
3 LED Alleys & Takedowns



IW4808R-4 48" (1220mm)

List price: £1207.50

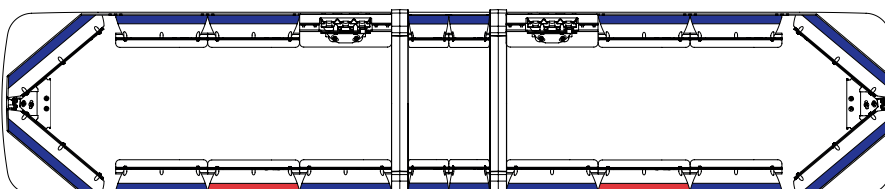
4x LIN12 Corner Blue
8x LIN6 Blue, 2x LIN6 Red
3 LED Alleys & Takedowns



IW5408R-4 54" (1365mm)

List price: £1234.00

4x LIN12 Corner Blue
8x LIN6 Blue, 2x LIN6 Red
3 LED Alleys & Takedowns



IW54084R-4 54" (1365mm)

List price: £1297.00

4x LIN12 Corner Blue
8x LIN6 Blue, 4x LIN3 Blue, 2x LIN6 Red
3 LED Alleys & Takedowns

Fully programmable with the Whelen Command software.

Bar requires either WCCP control point, at an additional cost of £44, or WeCan compatible control system, available separately.

Bars come with MKEZ7 mounting feet as standard. Other options are available, contact sales for details.

Clear lenses as standard.

Right hand cable exit as standard. For left hand (passenger) cable exit, add 'L' to end of P/N.