

LIGHTHEADS

ION™ Duo / Trio

WHELEN®

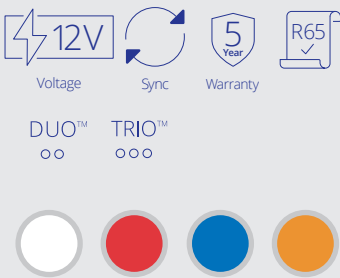


One of the industry's smallest and most versatile Super-LED® lightheads. The ION™ series from Whelen® have been re-engineered with linear optics and now available with Duo™ and Trio™ technology.

Product Option	Product Number
ION™ Duo Colour, Universal Mount	I2*
ION™ Duo Colour, Surface Mount	I2SM*
ION™ Trio Colour, Universal Mount	I3#
ION™ Trio Colour, Surface Mount	I3SM#

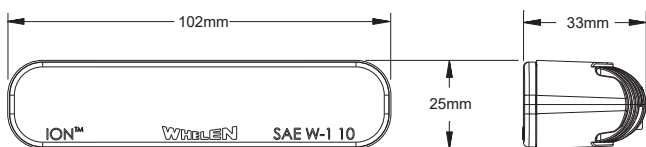
Replace * symbol in product number with letter indicating colours:
 D = Red/White, E = Blue/White, F = Amber/White, J = Blue/Red,
 K = Amber/Red, M = Blue/Amber

Replace # symbol in product number with letters indicating colours:
 JC = Red/Blue/White with White Override, JA = Red/Blue/Amber with
 Amber Override, KC = Red/Amber/White with White Override,
 MC = Blue/Amber/White with White Override

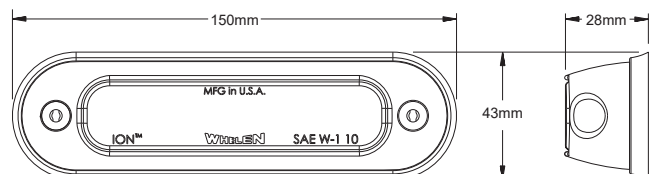


Key Features

- New Linear-LED® optics
- Duo™: Independent control of colour one and colour two
- Trio™: Any combination of colour one, colour two and/or colour three
- Scan-Lock™ flash patterns
- Hard-coated lenses
- Available with smoked lenses
- Synchronise to other Whelen® Sync products
- Universal mount includes bracket
- Surface mount includes black flange
- R65 models available



Universal Mount



Surface Mount