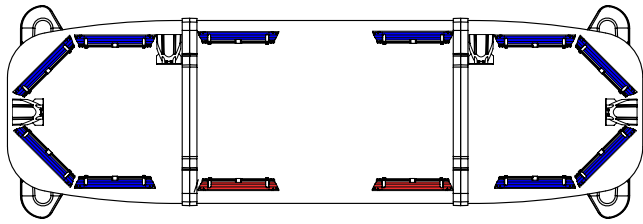


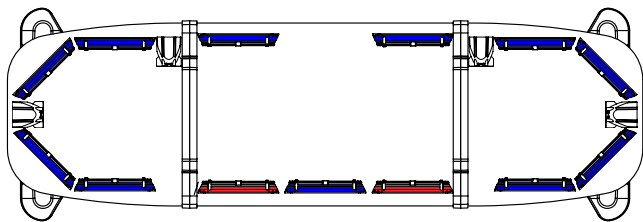
WeCan Specs



CW4206R-4 42" (1070mm)

List price: £915.00

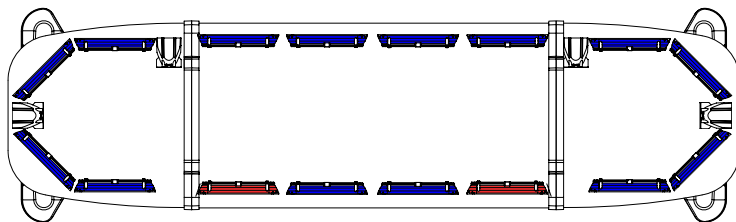
4x LIN6 Corner Blue
6x LIN6 Blue
2x LIN6 Red
4x LED Alleys & Takedowns



CW4207R-4 42" (1070mm)

List price: £940.00

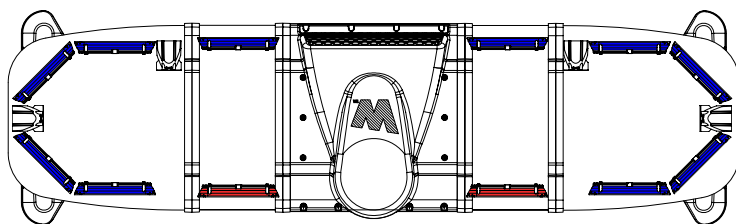
4x LIN6 Corner Blue
7x LIN6 Blue (1 steady)
2x LIN6 Red
4x LED Alleys & Takedowns



CW4810R-4 48" (1210mm)

List price: £1040.00

4x LIN6 Corner Blue
10x LIN6 Blue
2x LIN6 Red
4x LED Alleys & Takedowns



CW4806R-4SP 48" (1210mm)

List price: £1140.00

4x LIN6 Corner Blue
6x LIN6 Blue
2x LIN6 Red
4x LED Alleys & Takedowns
1x 100W Speaker

Fully programmable with the Whelen Command software.

Bar requires either WCCP control point, at an additional cost of £40, or WeCan compatible control system, available separately.

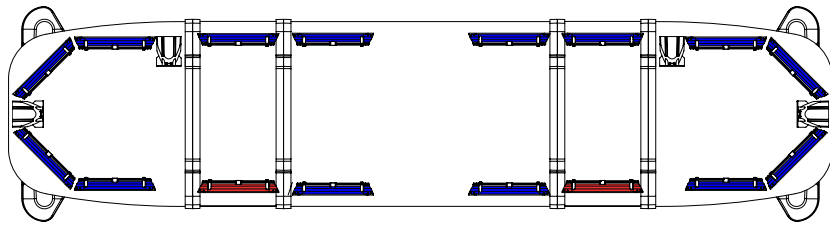
Bars come with CMK7 mounting feet as standard. Other options are available, contact sales for details.

Clear lenses as standard.

Optional speaker requires external amplifier

Right hand cable exit as standard. For left hand (passenger) cable exit, add 'L' to end of P/N.

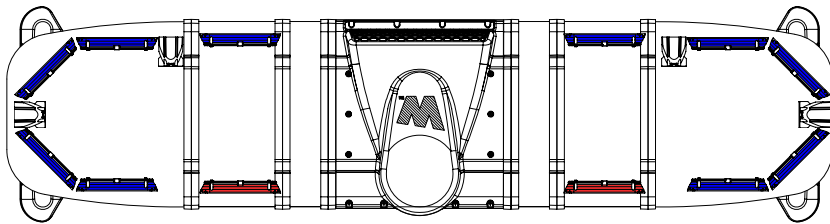
WeCan Specs



CW5410R-4 54" (1370mm)

List price: £1125.00

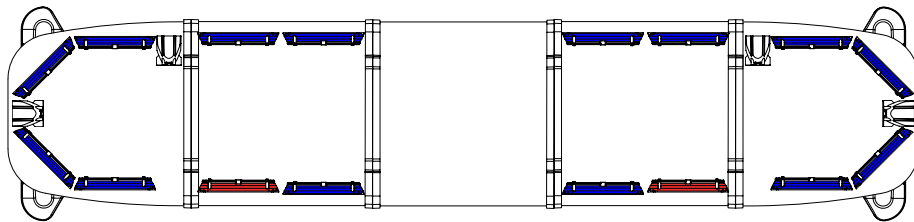
- 4x LIN6 Corner Blue
- 10x LIN6 Blue
- 2x LIN6 Red
- 2x LED Alleys
- 2x LED Takedowns



CW5406R-4SP 54" (1370mm)

List price: £1170.00

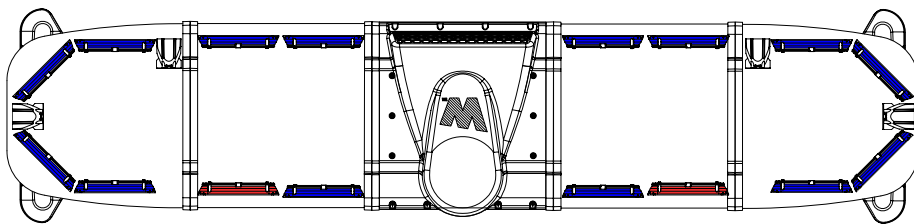
- 4x LIN6 Corner Blue
- 6x LIN6 Blue
- 2x LIN6 Red
- 4x LED Alleys & Takedowns
- 1x 100W Speaker



CW6010R-4 60" (1520mm)

List price: £1110.00

- 4x LIN6 Corner Blue
- 10x LIN6 Blue
- 2x LIN6 Red
- 4x LED Alleys & Takedowns



CW6010R-4SP 60" (1520mm)

List price: £1310.00

- 4x LIN6 Corner Blue
- 10x LIN6 Blue
- 2x LIN6 Red
- 4x LED Alleys & Takedowns
- 1x 100W Speaker

Fully programmable with the Whelen Command software.

Bar requires either WCCP control point, at an additional cost of £40, or WeCan compatible control system, available separately.

Bars come with CMK7 mounting feet as standard. Other options are available, contact sales for details.

Clear lenses as standard.

Optional speaker requires external amplifier

Right hand cable exit as standard. For left hand (passenger) cable exit, add 'L' to end of P/N.